



DOUBLE ENDED SHEAR BEAM LOAD CELL

MODEL : GSB(AD) Series

FEATURES :

- ❖ 5Tf to 100Tf Capacities
- ❖ Triple-Sealing
- ❖ Electroless Nickel Plated

APPLICATIONS :

- ❖ Truck, Tank and Hopper Weighing
- ❖ Tensile Testing
- ❖ Weighbridge

DESCRIPTION :

Model 70310-double ended shear beam Load Cell is ideally suited for truck, track, tank and hopper weighing applications. From its nickel exterior protection to its triple-seal gage area, this cell is designed to withstand the rigorous of harsh environmental conditions. The cell is compatible with the "Unlink" suspension system and is a direct replacement for the 65058. THIS CELL IS USED WITH THE ADI ARTECH WM-V-WEIGH MOUNT. -at an extra cost.

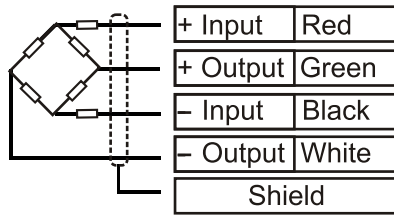
PERFORMANCE SPECIFICATION :

Standard Capacities (Tf.)	: 5, 10, 15, 20, 23, 30, 40, 50, 75, 100
Excitation Voltage	: 10 VDC - Maximum 15 VDC
Nominal Output	: 3.0 mV/V
Non-Linearity	: < ± 0.025 % FSO (Full Scale Output)
Hysteresis	: < ± 0.02 % FSO
Non-Repeatability	: < ± 0.01 % FSO
Creep (30 minutes)	: < ± 0.03 % FSO
Zero Balance	: ± 1.0 % FSO
Input Resistance	: 770 ± 20.0 Ohms
Output Resistance	: 700 ± 7.0 Ohms
Insulation Resistance	: > 1000 Mega Ohms at 50 VDC
Safe Overload	: 150 % of Rated Capacity
Ultimate Overload	: 300 % of Rated Capacity
Allowable Side Load	: 50 % of Rated Capacity
Side Load Discrimination :	: 500:1
Temperature	: 0-60° C
Compensated Range	
Temperature Effect on Output	: < 0.0015 % FSO/ °C
Temperature Effect on Zero	: < 0.0020 % FSO/ °C
Deflection	: < 0.5 mm at FSO
Tightening Torque	: 10 m. kg.
Construction	: Electroless Nickel Plated Tool Steel
Environmental Protection Class	: IP68

Provided with surge protection from transient over voltage caused by lightning and power supply faults

GLOBAL
WEIGHTRACK INDIA PVT. LTD.

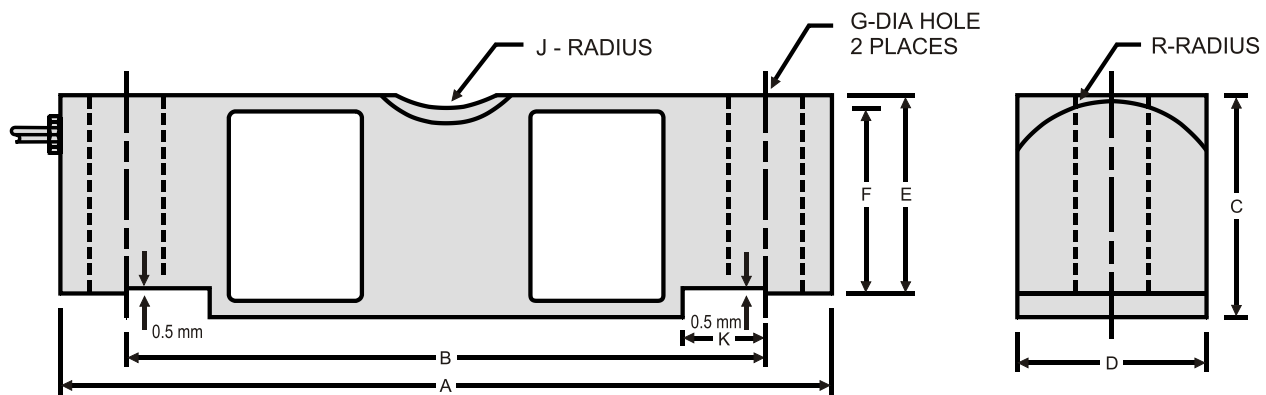
ELECTRICAL TERMINATION



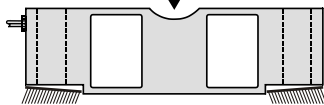
4 CORE SCREENED CABLE

CAPACITY Tf	A	B	C	D	E	F	G	J	R	K	Cable mtrs
5 to 10	197	165	50	43	43	41	17	30	22	35	10
15 to 30	261	216	75	62	67	65	25	30	35	49	20
40 to 50	388	324	98	74	87	84	41	40	45	80	20
75 to 100	490	387	133	108	104	98	41	50	60	102	20

All dimensions are in mm.



ARROW SHOWS LOAD DIRECTION FOR +VE OUTPUT



GLOBAL

WEIGHTRACK INDIA PVT.LTD.

PLOT NO- 623(P),HANSPAL

(NEAR PURI CENAL),BHUBANESWAR-752101,ODISHA

Tel:-09040077885, 07381031700,Telefax: 0674-2463002

E-mail: sales@weightrackindia.com,support@weightrackindia.com

info@weightrackindia.com,weightrack12@gmail.com

Web: www.weightrackindia.com